



FAA Approved Facility

L1/L2 GPS/ L-Band (1-2 GHz) Helix Antenna

P/N: 18x6.3H1215R-P-XS-1

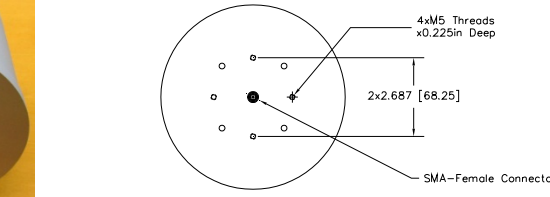
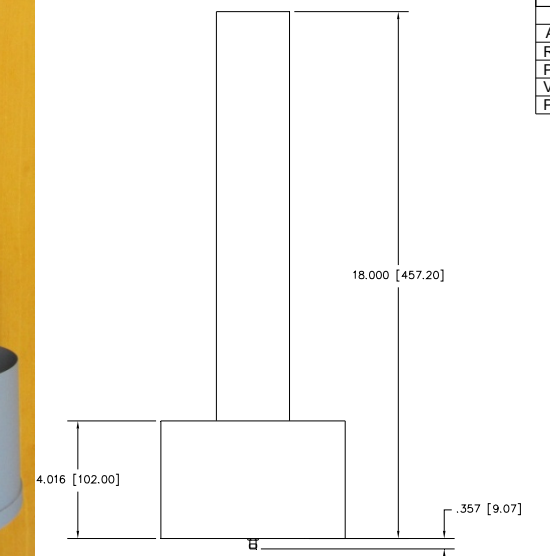
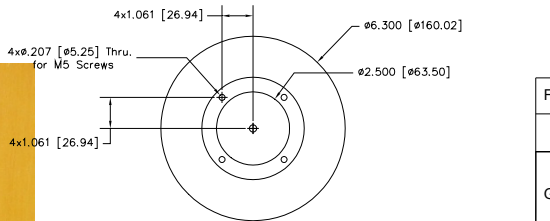

2.5" Diameter x 18" Tall, Front/Back Mount Configuration, *for Space Applications*

Antenna Mounts: <http://www.antcom.com/documents/catalogs/PeripheralAntennaProducts2.pdf>



ANTCOM CORPORATION . 367 Van Ness Way, Suite 602 . Torrance, CA 90501 . Tel: (310) 782-1076 . Fax: (310) 782-1086 . E-mail: antennas@antcom.com . <http://www.antcom.com>

NOTICE OF PROPRIETARY RIGHTS
THIS DOCUMENT CONTAINS CONFIDENTIAL, TECHNICAL DATA INCLUDING TRADE SECRETS PROPRIETARY TO ANTCOM CORP. DISCLOSURE OF THIS DATA TO YOU IS EXPRESSLY FORBIDDEN UNLESS YOU AGREE THAT ITS USE IS LIMITED TO USE WITH YOUR COMPANY ONLY AND DOES NOT INCLUDE MANUFACTURE OR PROCESSING HEREIN. ANY OTHER USE IS STRICTLY PROHIBITED WITHOUT PRIOR WRITTEN CONSENT OF ANTCOM CORP.



HIGH (in):	POLARIZATION:	LNA:	CABLE'S LENGTH:	CONNECTOR:	COLOR:
LL: TX: LHCP, RX: LHCP	A1: WITH +34 dB LNA	X: NO CABLE	S: SMA; P: PINS	-1: GLOSS WHITE #17925 PER FED-STD-595B	
LR: TX: LHCP, RX: RHCP	M: WITH MAG. MOUNT	M: MCX; MM: MMCX	-2: LUSTERLESS GRAY #36320 PER FED-STD-595B		
RL: TX: RHCP, RX: LHCP	P: WITHOUT LNA	N: N; NB: N-Bulkhead	-3: OLIVE DRAB GREEN #34031 PER FED-STD-595B		
RR: TX: RHCP, RX: RHCP	R: RIGHT ANGLE CON.	T: TNC; TB: TNC-Bulkhead	-4: LUSTERLESS BLACK #37038 PER FED-STD-595B		
R: RHCP					
L: LHCP					

P/N: 18x6.3H1215R-P-XS-1

ELECTRICAL:

FREQUENCY (MHz):	L5 GPS E5, E5a, E5b, Galileo L5 IRNSS	L2 GPS B2 Compass	L2 GLONASS E6 Galileo B3 Compass	OmniSTAR / L-Band L6 Galileo B1 Compass	L1 GPS E1, E2 Galileo L1 IRNSS	L1 GLONASS
	1176.45 ± 12.0 MHz 1164.45 - 1219.14 MHz 1176.45 ± 15.0 MHz	1227.60 ± 12.0 MHz 1207.14 ± 10.0 MHz	1262.50 ± 7.5 MHz 1266.75 - 1290.75 MHz 1268.52 ± 10.0 MHz	1542.50 ± 14.0 MHz 1542.50 ± 5.0 MHz 1561.098 ± 10.0 MHz	1575.42 ± 15.0 MHz 1575.42 ± 17.0 MHz 1575.42 ± 12.0 MHz	1609.0 ± 7.0 MHz
GAIN (dBic) in FS	+ 11.5 dBic					
AXIAL RATIO (dB)	1 to 2					
RADIATION PATTERN:	HEMISPHERICAL					
POLARIZATION:	RHCP					
VSWR:	< 1.7 : 1					
POWER HANDLING:	200 watts					

MECHANICAL:

SIZE: TOP DIA. = 2.50 in [63.50 mm], BASE DIA = 6.30 in[160.02 mm]
 HEIGHT = 18 in. [457 mm]
 WEIGHT: 16.75 oz. (475 +/-10) grams
 FINISH: SKYDROL RESISTANT POLYURETHANE ENAMEL
 BASE IRIDITE PER MIL-C-5541F TYPE II CLASS 1A
 COLOR: GLOSS WHITE #17925 PER FED-STD-595B
 LUSTERLESS GRAY #36320 PER FED-STD-595B
 OLIVE DRAB GREEN #34031 PER FED-STD-595B
 LUSTERLESS BLACK #37038 PER FED-STD-595B
 MATERIAL: 6061-T6 ALUMINUM ALLOY BASE
 COMPOSITE RADOME, IMPACT, ABRASION, UV, SOLVENT,
 AND SKYDROL RESISTANCE, FIRE RETARDANT
 CONNECTOR: SMA-Female
 (OPTION: TNC, TNC-Bulkhead, N, N-Bulkhead, BNC)

ENVIRONMENTAL:

TEMPERATURE: -166 °F TO +248 °F [-110 °C TO +120 °C]
 ALTITUDE: 70,000 ft.
 VIBRATION: > 30 G's

FEDERAL & MILITARY SPECIFICATIONS:

DESIGN TO: FAA TSO-C144, DO-160D, D0-228, MIL-C-5541F,
 MIL-E-5400, MIL-I-45208A, MIL-STD-810, AND SAE J1455

QUANTITY REQD	DESCRIPTION	PART NO	FINISH	UOM
4	MOUNTING SCREW: (M5 Pan Head Phillips, 10mm)	90116A250	-	5
4	MOUNTING SCREW: (M5 Pan Head Phillips, 20mm)	90116A260	-	4
1			-	3
1			-	2
1			-	1

ANTCOM CORP. TORRANCE CALIFORNIA

HIGH GAIN
GPS/GLONASS/IRIDIUM/
INMARSAT HELIX ANTENNA

NET WT: 30VE1
SCALE: 1/1

DATE: DEC-07-09
SHEET: 1 OF 1