



(30-521)/(700-960) MHz VHF/UHF Blade Antenna

P/N: 12B-30-521-700-960-XNN-2

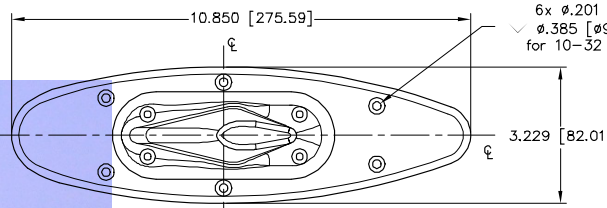
11.775" Tall Blade Configuration, -1 White, -2 Gray, -3 Green, -4 Black
Other Frequency Bands, Color and Connector Options are Also Available



ISO 9001:2008/FAA Approved Facility Antenna Mounts/Adapters: <http://www.antcom.com/documents/catalogs/PeripheralAntennaProducts2.pdf>

ANTCOM CORPORATION . 367 Van Ness Way, Suite 602 . Torrance, CA 90501, USA . Tel: (310) 782-1076 . Fax: (310) 782-1086 . E-mail: antennas@antcom.com . <http://www.antcom.com>

NOTICE OF PROPRIETARY RIGHTS
THIS DOCUMENT CONTAINS CONFIDENTIAL TECHNICAL DATA INCLUDING TRADE SECRETS PROPRIETARY TO ANTCOM CORP. DISCLOSURE OF THIS DATA TO YOU IS EXPRESSLY CONDITIONED UPON YOUR AGREEMENT TO USE IT EXCLUSIVELY TO THE EXTENT OF YOUR COMPANY'S NEEDS AND DOES NOT RELIEVE MANUFACTURER OF PROCEEDING UNDER ANY OTHER USE IS EXPRESSLY PROHIBITED WITHOUT PRIOR WRITTEN CONSENT OF ANTCOM CORP.



SPECIFICATIONS

ELECTRICAL:

| | J1 | J2 |
|-----------------------|-----------------|-----------|
| FREQUENCY (MHz): | (30-521) | (700-960) |
| PATTERN: | OMNIDIRECTIONAL | |
| POLARIZATION: | VERTICAL | |
| ANTENNA GAIN : 4ft GP | (-30 TO +3)dBI | >3 dBI |
| VSWR: | 3:1 | 2:1 |
| OUTPUT IMPEDANCE: | 50 Ω | |
| POWER HANDLING: | 100 watts | |
| LIGHTNING PROTECTION: | DC GROUNDED | |

MECHANICAL:

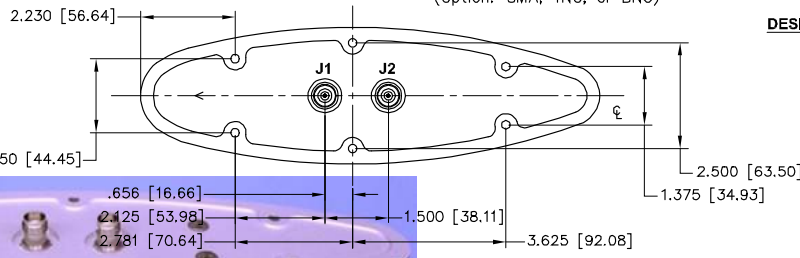
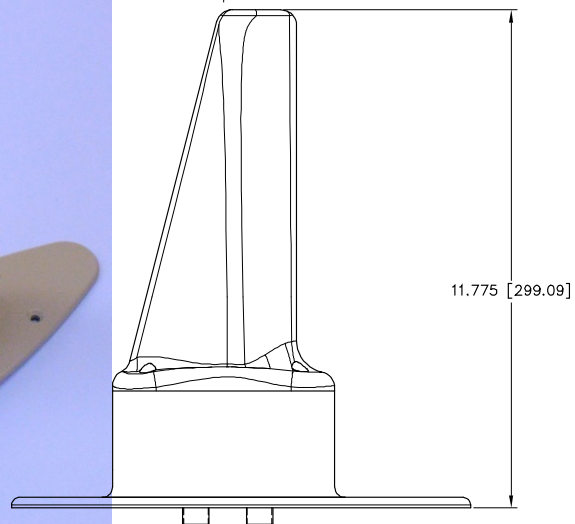
SIZE: WIDTH 3.229 in. [82.01 mm], LENGTH 10.850 in. [275.59 mm]
HEIGHT 11.775 in. [299.09 mm]
WEIGHT: 2.34 lbs. (1.06 Kg)
FINISH: SKYDROL RESISTANT POLYURETHANE ENAMEL
BASE IRIDITE PER MIL-C-5441F
MATERIAL: COMPOSITE RADOME, IMPACT, ABRASION, UV, SOLVENT, SKYDROL RESISTANCE, AND FIRE RETARDANT
CONNECTOR: N FEMALE
(OPTION: SMA, N, or BNC)

ENVIRONMENTAL:

TEMPERATURE: -67°F TO +185°F [-55°C TO +85°C]
ALTITUDE: 70,000 ft.
VIBRATION: 14 G's
LEAKAGE: HERMETICALLY SEALED

FEDERAL & MILITARY SPECIFICATIONS:

DESIGN TO: TSO-C169A/C144, DO-160D, D0-228, MIL-C-5541F, MIL-STD-461E/F, MIL-E-5400, MIL-I-45208A, MIL-STD-810, MIL-S-901D, MIL-STD-167-1A, SAE J1455



P/N: 12B-30-521-700-960-XNN-2

| SIZE: | START FREQ. (GHz): | STOP FREQ. (GHz): | OTHER BAND: | CONNECTOR: | COLOR: |
|--------------------|------------------------|------------------------|--------------------|---------------------------|--|
| 1: 2" SQ. | .020, .116, .229, .310 | .310, .350, .370, .400 | L: L-Band | S: SMA; P: PINS | -1: GLOSS WHITE #17925 PER FED-STD-595B |
| 1.9: 1.9" SQ. | .350, .370, .400, .425 | .410, .425, .450, .470 | S: S-band | M: M/CX; MM: MMCX | -2: LUSTERLESS GRAY #36320 PER FED-STD-595B |
| 2: 2.6" DIA. | .450, .470, .500, .820 | .500, .532, .716, .820 | C: C-Band | N: NIN-Bulkhead | -3: CAMO GREEN #34094 PER FED-STD-595B |
| 3: 3.5" DIA. | .704, .990, 1.30, 1.50 | .870, 1.40, 1.55, 1.85 | LS: (1700-2200)MHz | T, TB: TNC, TNC- Bulkhead | -4: LUSTERLESS BLACK #37038 PER FED-STD-595B |
| 4: MINI ARINC | 1.60, 1.70, 1.80, 1.99 | 1.75, 1.85, 1.99, 2.50 | SC: S/C-Band | | -5: DESERT TAN #33446 PER FED-STD-595B |
| 9B: Blade, 53: Rod | 2.20, 2.40 | | | | |

| REVISIONS | | | | |
|-----------|-----|-------------|------|----------|
| ZONE | REV | DESCRIPTION | DATE | APPROVED |
| | | | | |

| QTY | DESCRIPTION | PART NO | SPECIFICATION | MATERIAL | FINISH | ITEM NO |
|-----|-----------------|-------------|---------------|----------|--------|---------|
| 6 | SCREW, MOUNTING | MS24693C273 | - | - | - | 2 |
| -1 | | | | | | 1 |

| UNLESS OTHERWISE SPECIFIED DIMENSIONS ARE IN INCHES FRACTIONS DECIMALS ANGLES | ORIGINALLY DRAWN | S. HUYNH | Aug-11-16 |
|---|---------------------|-------------------------------|-------------|
| TOLERANCE 3/16 PER ANSI Y14.5 | ORIGINALLY DESIGNED | S. HUYNH <td>Aug-11-16</td> | Aug-11-16 |
| FINISH ALL SURFACES UNLESS OTHERWISE SPECIFIED | UPDATED | S. HUYNH <td>April-13-17</td> | April-13-17 |
| DO NOT SCALE DRAWING | APPROVED | P. TRAN <td>April-13-17</td> | April-13-17 |
| | | S. HUYNH <td>April-13-17</td> | April-13-17 |

| | |
|--|--------------|
| ANTCOM CORP. TORRANCE, CALIFORNIA | |
| (30-525) / (520-960) MHz | |
| VHF/UHF BLADE ANTENNA | |
| REV: D | 3CVE1 |
| SCALE: 1/1 | SHEET 1 OF 1 |